

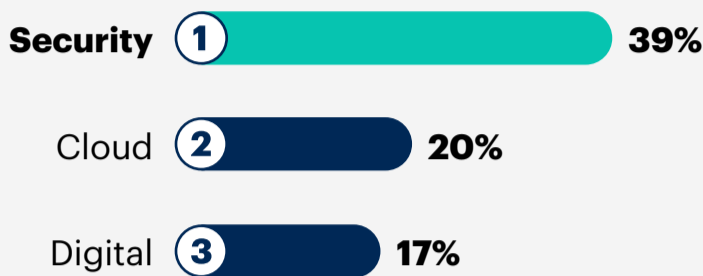
Midsize Enterprise Cybersecurity Dashboard:

Key Performance Metrics for Information Security


Use this infographic to benchmark your security strategy, staffing and investment metrics against peers.

Information security is a top concern for midsize enterprise CIOs.

The Top Three Strategic Priorities Expected From the CIO for the Next Three Years



The Top Three Technology Areas With the Highest IT Investment Within the Next Year

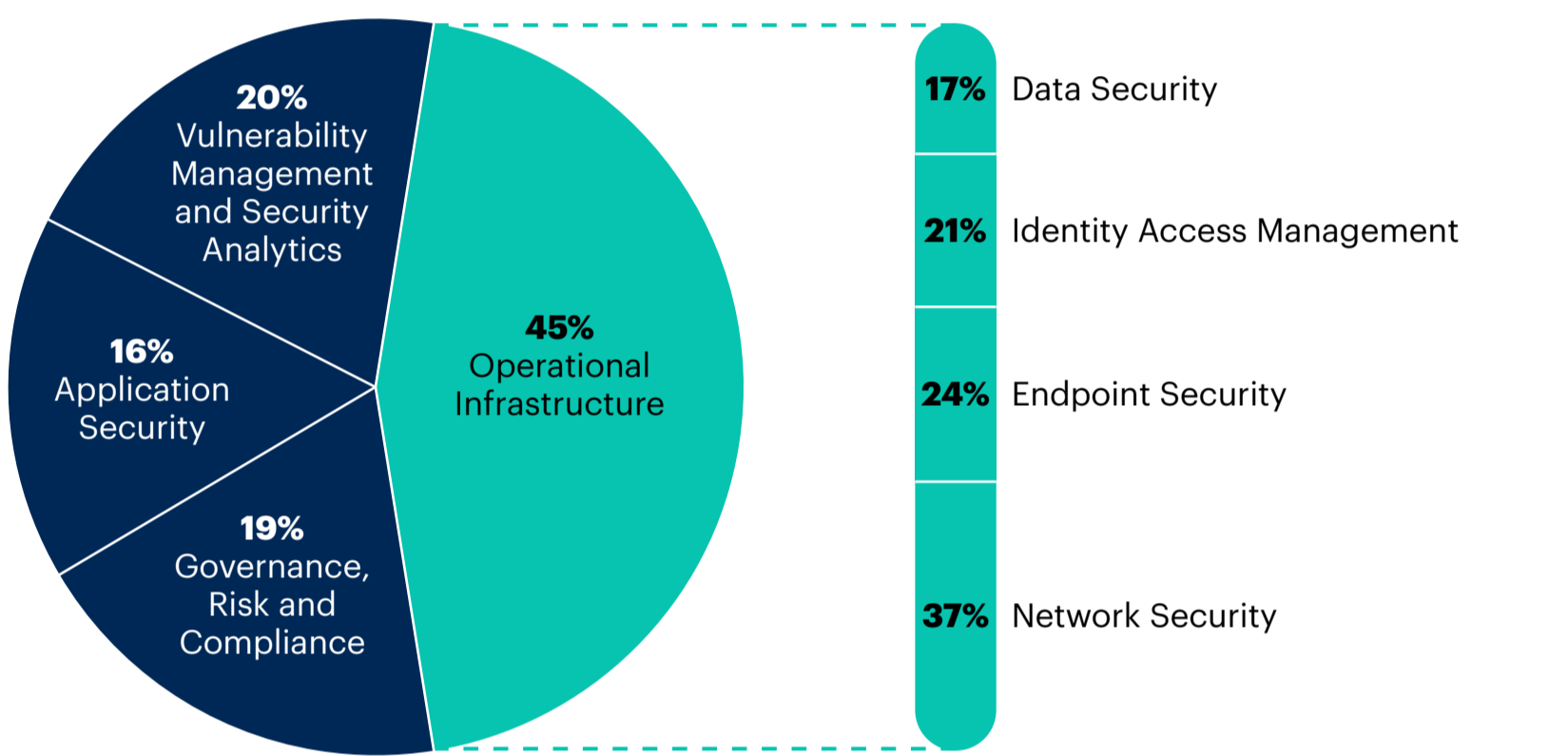


The majority of current security expenditure is dedicated to operational infrastructure.

5% of MSE IT spend was allocated to security.
n = 950^b

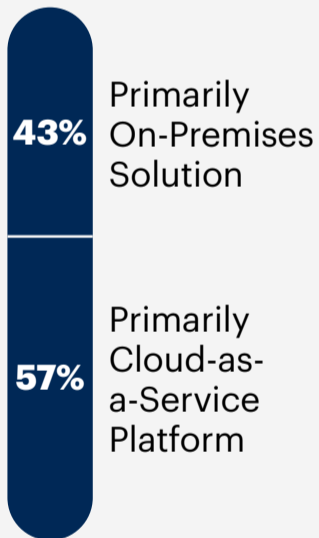
34% of MSE CIOs use third-party-managed security services as a permanent solution.
n = 669^a

Security Expenditure Breakdown



MSEs plan to spend on cloud-based solutions in 2022.

Cyber/Information Security Investment in 2021-2022



The Top Five Information Security Emerging Technologies that MSEs Are Planning to Deploy by 2022

Technology	Percentage of MSEs That Are Planning to Deploy This by 2022
User and Entity Behavior Analytics	100%
Database Audit and Protection	97%
Static Application Security Testing (SAST)	93%
Dynamic Application Security Testing (DAST)	90%
Virtualized Firewalls	90%

n = 412^c

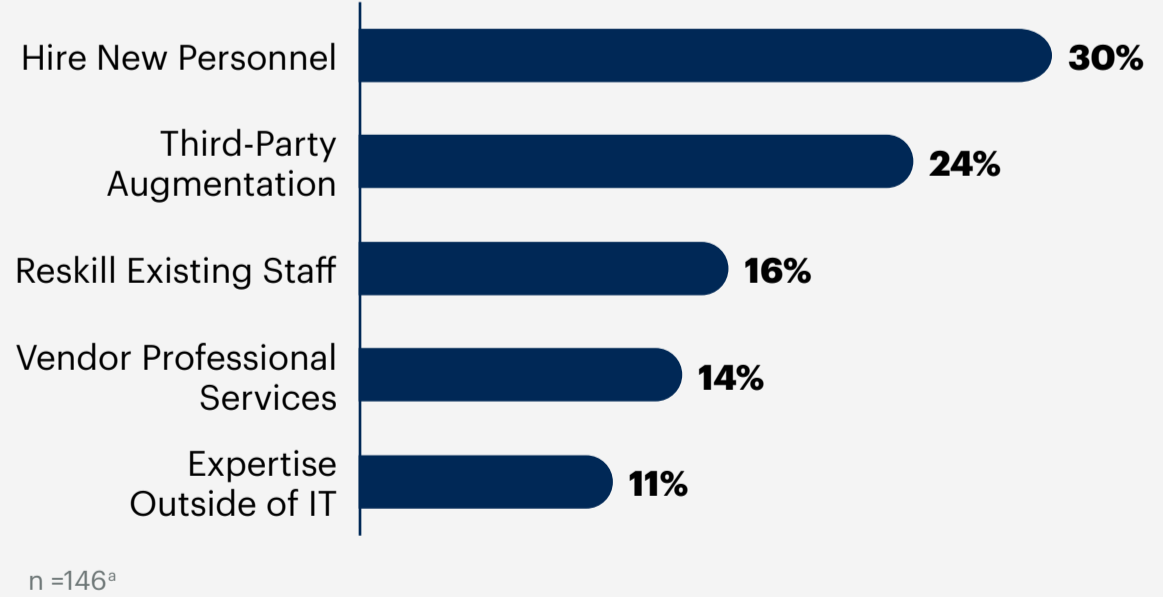
Security skills are the most important talent gap to fill for MSE CIOs.

The ratio of security staff to total IT staff is 1:20.
n = 950^b

Security is the top technology skill gap.
n = 669^a

Security Analyst is the top critical role gap.
n = 669^a

Key Strategies to Bridge Security Skill Gap

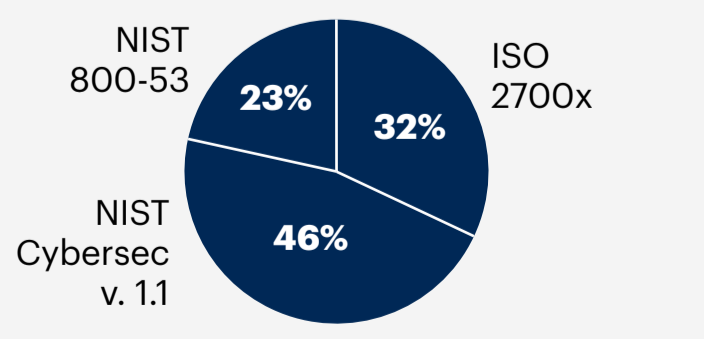


MSE CIOs cite mapping IT risk to enterprise risk as their top priority.

The Top Three Highest Priority IT Risk Activities



Security Frameworks Adopted



^a Gartner 2021 Baseline Survey for Midsize Enterprises
^b Gartner 2021 IT Key Metrics Data — Insights for Midsize Enterprises
^c Gartner 2021-2023 Emerging Technology Roadmap for Midsize Enterprises
^d Gartner 2021 Global Security and Risk Management Governance Survey
^e Gartner 2021 Controls Maturity Benchmark Survey
 © 2021 Gartner, Inc. and/or its affiliates. All rights reserved. 760193_C